

2024 CONSOLIDATED FINANCIAL STATEMENT

HOLY SEE

Secretariat for the Economy



INTRODUCTION AND CONTEXT – I

HOLY SEE *FINANCIAL STATEMENTS (Total Entities)*

M€ - PROFIT & LOSS	2024 Actual	2023	Variance
Operating income	1.230,7	1.152,1	78,6
Operating expenses	1.275,2	1.235,6	39,6
1 Operating result	(44,4)	(83,5)	39,1
2 Financial Result	46,0	29,4	16,6
Extraordinary Result	0,0	2,9	(2,9)
3 Surplus/(Deficit)	1,6	(51,2)	52,8
Result from Valuation at fair value	23,9	17,7	6,2
Actuarial Net Result	(22,5)	(34,4)	11,9
Net Surplus/(Deficit)	2,9	(67,9)	70,8

M€ - BALANCE SHEET	2024 Actual	2023	Variance
Assets	6.326,7	6.259,3	67,4
Current Assets	2.111,0	1.683,6	427,4
Non-Current Assets	4.215,7	4.575,7	(360,0)
Liabilities and Net Equity	6.326,7	6.259,3	67,4
Current Liabilities	737,1	758,8	(21,6)
Non-Current Liabilities	1.312,6	1.309,5	3,1
Net Equity	4.277,0	4.191,0	86,0
Surplus/(Deficit)	2,9	(67,9)	70,8

Executive Summary*

- 1 The structural deficit dropped significantly, from Euro 83 to 44 million, representing a substantial reduction of nearly 50%. This improvement was driven by a Euro 79 million increase in revenues, mainly thanks to donations and Hospital income, while expenses rose by €40 million. This balance between rising revenues and controlled spending has enabled the Holy See to significantly reduce the deficit
- 2 Our financial management performance was particularly strong, generating positive results of €46 million, exceeding 2023 levels and playing a key role in covering the operating deficit. This performance is partly driven by the realization of capital gains due to the commencement of the Investment Committee's activities that will only happen this year
- 3 As a result of the combined effect of operating and financial activities, we successfully closed the year with a surplus of € 1.6 million, a major recovery compared to the deficit of €51.2 million recorded the previous year.
- 4 Balance sheet does not show significant changes

Key Dynamics*

- ✓ 2024 could be a **turning point if**, after years stable or growing operating deficit, the Holy See the reduction of its operating deficit in the coming years.
- ✓ Increase of revenues for external donation +12% , Real Estate Management and Commercial both + 7%, Hospital Income +4%
- ✓ Efforts in expenses control partially compensate inflation and personnel costs increase.
- ✓ The vast majority of the Apostolic Mission's resources are dedicated to supporting local churches and evangelization, communicating the message, maintaining a global presence and charity.

*Comments of the P&L are related to the highlighted part of it, as the last two lighter lines are relates to accounting principle impact due to the need of fair value and actuarial valuation of some assets and liabilities

INTRODUCTION AND CONTEXT – II

PROFIT & LOSS - (excl. Hospitals)

M€ - PROFIT & LOSS	2024 Actual	2023	Variance
Operating income	475,4	437,9	37,5
Operating expenses	508,9	484,4	24,5
Operating result	(33,5)	(46,5)	13,0
Financial income	71,1	45,8	25,3
Financial expenses	18,9	11,0	7,9
Financial Result	52,2	34,8	17,4
Extraordinary income	-	2,9	(2,9)
Extraordinary expenses	-	-	-
Extraordinary Result	-	2,9	(2,9)
Surplus/(Deficit)	18,7	(8,8)	27,5
Result from Valuation at fair value	12,9	4,4	8,4
Actuarial Employee's Benefit Plan Net Result	(20,3)	(34,5)	14,2
Net Surplus/(Deficit)	11,3	(38,9)	50,1

Executive Summary*

- ✓ The Holy See's 2024 Consolidated Financial Statements excluding Hospitals confirm an operating deficit decrease from 46 million to 33.5 million euros before extraordinary and financial results, showing an improvement of 13M€
- ✓ 2024 financial result was particularly strong, reaching 52 million euros and is related to the accounting impact of the sales of historical investments due to the commencement of the Investment Committee's activity.
- ✓ As a result, Holy See's entities excl. Hospitals closed the year with a surplus of 18.7 million euros, compared to a deficit of 8.8 million euros in the previous year. This profit has been allocated to reserves.

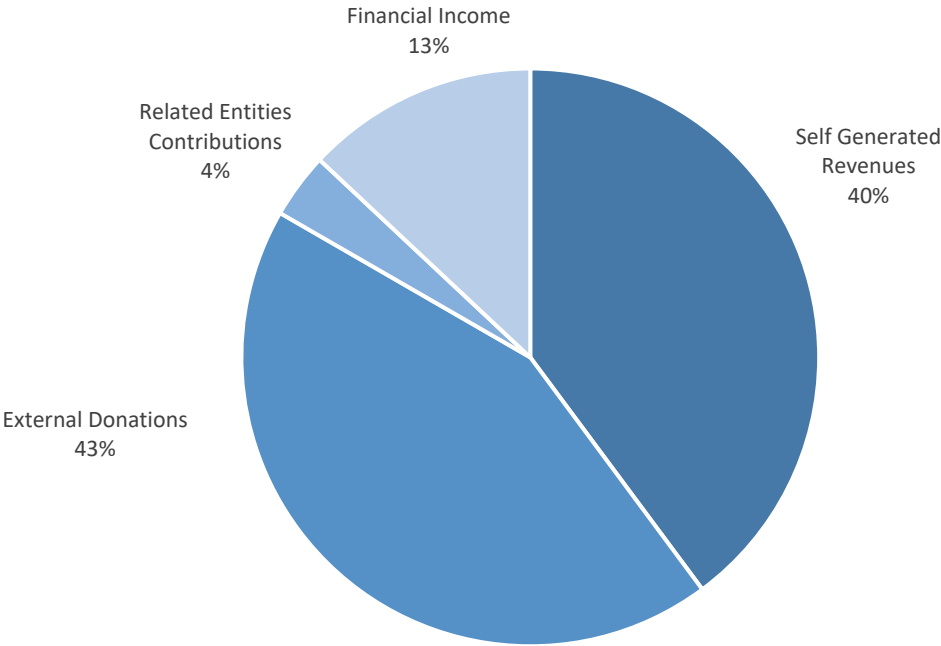
It is important to underline that this improvement is mainly due to an increase in donations and a punctual accounting impact of the investments. It will be necessary to confirm this progress in the coming years.

*Comments of the P&L are related to the highlighted part of it, as the last two lighter lines are related to accounting principle impact due to the need of fair value and actuarial valuation of some assets and liabilities

2024 CONSOLIDATED FINANCIAL STATEMENT



SOURCE OF REVENUES (includes only ordinary and realized income, exc. hospitals)



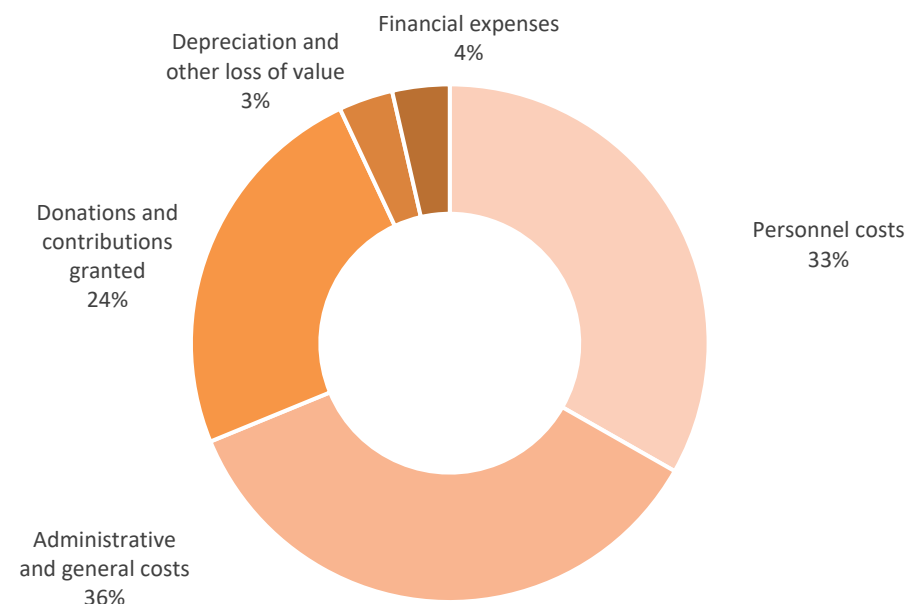
M€ - INCOME	2024 Actual	2023	Variance
Self Generated Revenues	217,8	205,3	12,5
Real Estate Management	107,8	101,7	6,1
Commercial (books, tipografia, etc.)	78,0	73,4	4,6
Services	32,0	30,2	1,8
External Donations	237,6	217,6	20,0
Dedicated Donation	214,9	194,8	20,1
Dioceses Donation	22,7	22,8	(0,1)
Related Entities Contributions	20,0	15,0	5,0
Governatorate SCV	20,0	15,0	5,0
Total operating income	475,4	437,9	37,5
Financial Income	71,1	45,8	25,3
TOTAL	546,5	483,7	62,8

- ✓ The Holy See has four funding sources:
 - ✓ **Self generated revenues** (in which real estate represent ~ 50%) increase of 6,1M€ (~6%) due to more efficient management of resources and commercial recovery
 - ✓ **External donations increase markedly** after a long period of decline.
 - ✓ **Related entity contributions** increased in 5M€ due to a higher Governatorate SCV contribution
 - ✓ **Financial Income** improves by ~25M , but it's highly dependent on the financial market behavior.

2024 CONSOLIDATED FINANCIAL STATEMENT

EXPENSES DETAIL (includes only ordinary and realized expenses, , exc. hospitals)

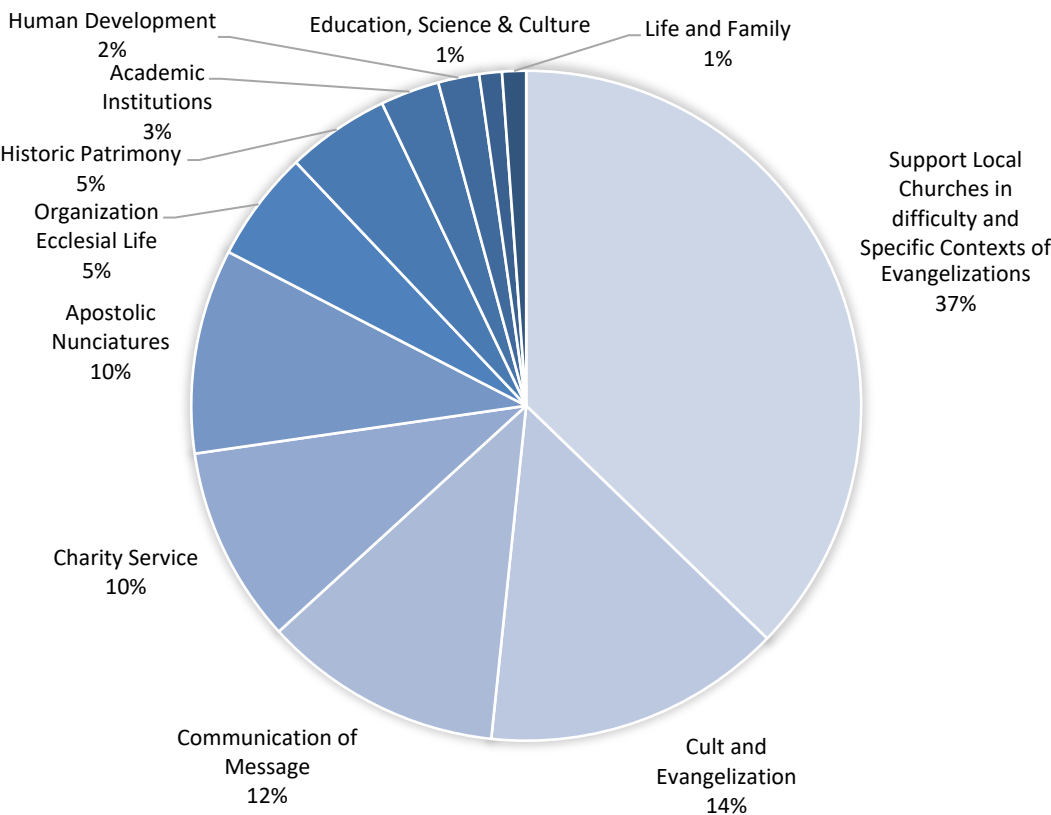
M€ - EXPENSES	2024 Actual	2023	Variance
Personnel costs	175,4	167,5	7,9
Commercial	18,0	18,1	(0,1)
Utilities	18,9	19,5	(0,6)
Maintenance	24,2	13,2	11,0
Consultant service	12,7	13,7	(1,0)
Nunciatures	24,4	23,1	1,3
Taxes	23,4	23,4	-
IT expenses	4,8	4,6	0,2
Printing	5,0	5,2	(0,2)
Travels and events	9,7	7,8	1,9
Others	46,7	45,8	0,9
Total administrative and general costs	187,7	174,4	13,3
Donations and contributions granted	127,9	126,1	1,8
Depreciation and other loss of value	17,9	16,4	1,5
Total operating expenses	508,9	484,4	24,5
Financial expenses	18,9	11,0	7,9
TOTAL EXPENSES	527,8	495,4	32,4



- ✓ **Personnel and administrative and general costs** grow by a 6% mainly driven by inflation, but also by a strong increase in real estate maintenance.
- ✓ **Donation granted** increased and virtually represent one fourth of the Holy See Expenses.

2024 CONSOLIDATED FINANCIAL STATEMENT

EXPENSES DETAIL – APOSTOLIC MISSION AND PAPAL FUNDS BY CONCEPT (exc. Hospitals)



Apostolic Mission and Papal Funds by Concept	M€
Support Local Churches in difficulty and Specific Contexts of Evangelizations	146,40
Cult and Evangelization	56,80
Communication of Message	45,50
Charity Service	37,32
Apostolic Nunciatures	38,83
Organization Ecclesial Life	21,06
Historic Patrimony	19,58
Academic Institutions	11,20
Human Development	7,80
Education, Science & Culture	4,30
Life and Family	4,50
TOTAL	393,29

✓ THE MAJORITY (83%) OF THE RESOURCES DEDICATED TO THE APOSTOLIC MISSION, ARE DESTINED TO THE TO SUPPORT LOCAL CHURCHES IN DIFFICULTY AND IN SPECIFIC CONTEXTS OF EVANGELIZATION (37%); SUSTAIN CULT AND EVANGELIZATION (14%); COMMUNICATE THE MESSAGE OF THE HOLY SEE (12%); ITS PRESENCE IN THE WORLD (10%); AND CHARITY (10%).

“[...] we can recognize everything we have as a gift from God to be administered, and use it as a tool for sharing, for creating networks of friendship and solidarity, for building good, for constructing a more just, fair and fraternal world.[...]”

Pope Leo XIV,
Angelus, September 21st 2025

